



Applying for an FCC Registration Number (FRN)

1. In order to apply for an amateur radio license, you must first have an FCC Registration Number (FRN).
2. To apply for an FRN you must first register with the FCC. Go to the [CORES website](https://apps.fcc.gov/cores/userLogin.do) or copy and paste this URL into your browser: <https://apps.fcc.gov/cores/userLogin.do>
 - a. The following will be displayed:

The screenshot displays three panels from the FCC User Registration System. The first panel, titled 'Username Login', includes a note: 'Note: The Username is the email address associated with your FCC Username Account.' Below this are input fields for 'Username:' and 'Password:', and a yellow 'LOG IN' button. The second panel, titled 'Need a Username?', features a yellow 'REGISTER' button with a red arrow pointing to it, and a link for 'Forgot/Reset your password?'. The third panel, titled 'Search for public FRN information', contains a yellow 'SEARCH' button.

- b. Click on “**REGISTER**” just above the red arrow and you will be asked to provide the following information:

- (1) Enter Username and Password

- (a) Username. Enter a valid email address.

- This email address will be used as your username when logging in to the FCC User Registration System and other systems using an FCC Username Account.
- Any notifications relating to your Username Account will be sent to the email address provided.

- (b) Password

- Password must be 12 to 15 characters long, cannot include any part of your Username, and must meet all of the following criteria: 1 lower case letter, 1 upper case letter, 1 number, and 1 punctuation mark/special character.

- (2) Enter Additional Contact Information

- (a) Name

- (b) Secondary e-mail (optional) - The secondary email address provided cannot be used for login purposes.

- (c) Phone number

(3) Enter a Security Question and Answer

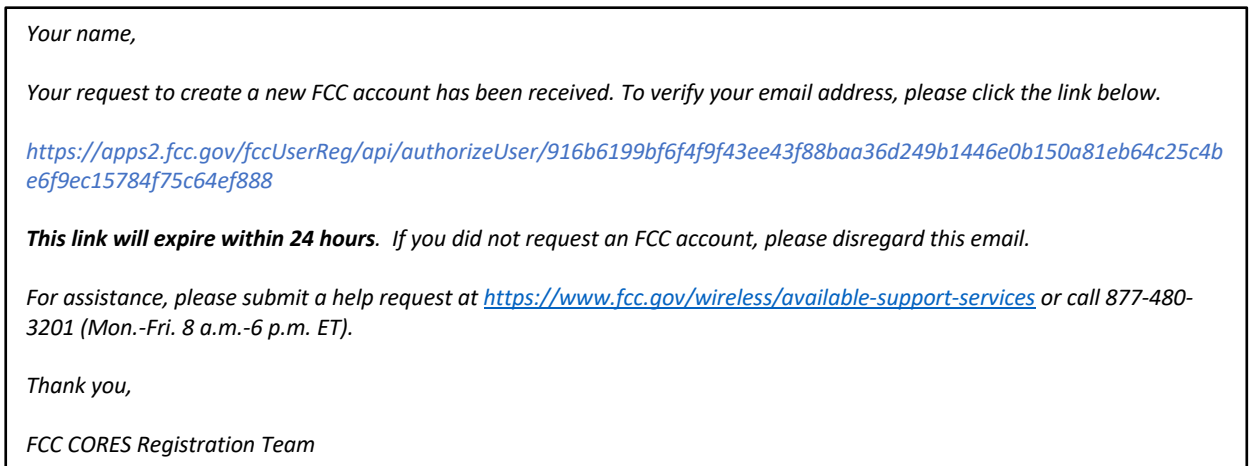
(4) Click on “Create Account”

4. Almost immediately after you click on “Create Account” you will be sent a confirmation email to the email address you used as your Username. An example is shown below.

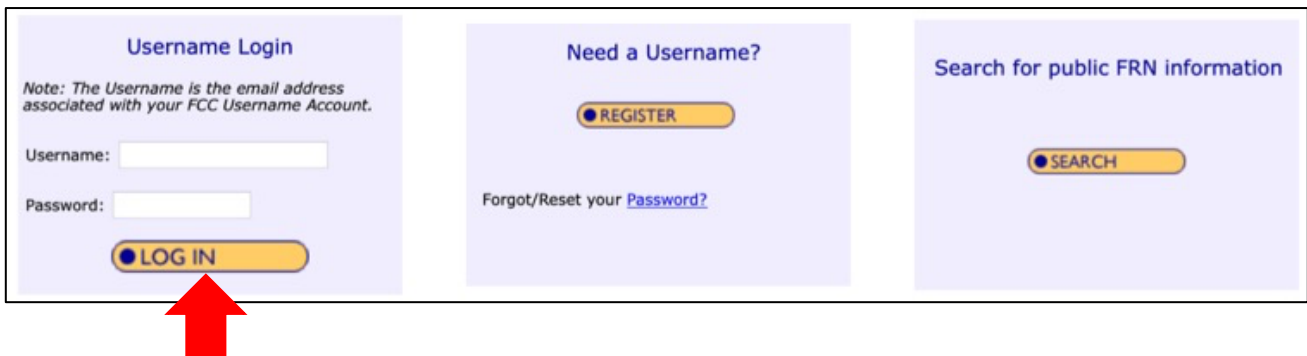
a. This email will contain an e-mail address verification link.

b. **You must verify your e-mail address within 24 hours.**

c. If you do not verify your e-mail address, your FCC Registration application will be dismissed.



5. Once you have registered with the FCC and verified your email address, you can log into CORES using your Username and password.



6. Register a new FRN


a. **Step 1 – Log into CORES.**

- Enter your Username and Password
- Click on “**Login**”
- You will immediately see the following menu:

Select one of the following:

[Associate Username to FRN](#) Link your registered username to an existing FRN.

[Manage Existing FRNs & FRN Financial](#) Manage FRN information, view Red & Green light status, and view & make payments.

 [Register New FRN](#) Register and receive a new FRN (including Restricted Use Frn).

[Reset FRN Password](#) Reset/update your FRN password.

[Search for FRN](#) Search for public FRN information.

[Update Username Profile](#) Update your username profile.

b. **Step 2 – Apply for an FRN.**

- Click on **“Register New FRN”** – you will see the following screen:

Are you registering as an entity or as an individual?

An entity (e.g., corporation, partnership, government agency, etc.)

An individual

Is your contact address within the United States or its territories?


Yes

No

CONTINUE [Go Back](#)

- Select **“An Individual”**, answer address question as appropriate, and click on **“Continue”**
- You will see the following screen:

Do you wish to proceed with a CORES FRN Registration or a Restricted Use FRN Registration?

 CORES FRN Registration

Restricted Use FRN Registration (Restricted Use FRNs can only be used for reporting individuals on Form 323 and Form 323-E.)

CONTINUE [Go Back](#)

- Ensure **“CORES FRN Registration”** is selected and then Click on **“Continue”**
- You will see the following screen on the following page:

Register a Domestic Individual

Salutation: First Name: *

Middle Initial: Last Name: *

Suffix: Doing Business As:

If you have a [Social Security Number](#) or [Taxpayer Identification Number](#), enter and confirm it here.

SSN: Confirm SSN:

If you do not have a [Social Security Number](#), select a reason: ?

Contact Information

Same as Above:

Organization: Position:

Salutation: First Name: *

Middle Initial: Last Name: *

Suffix:

Address Line 1: * Address Line 2:

City: * State: *

Zip Code: * Phone: ext.

Fax: Email: *

Asterisks indicate required fields.

Revised: April 2005

- Enter the required information, including your Social Security Number, and any optional information you desire to provide.
- If you don't have a Social Security Number, select a reason.
- Click on **"Submit"**
- You will see the following screen. The message inside the red box is shown below.

FRN Registration Confirmation

Thank you for registering with the FCC. As of today, **Nov 16 2018 3:49PM**, you have been assigned the following FCC Registration Number (FRN): **0028016616**. Please print this page for your records.

Domestic Individual Registration

Salutation: First Name: Robert

Middle Initial: L Last Name: Rose

Suffix: Doing Business As:

SSN: **** 9999

Contact Information

Organization: Position:

Salutation: First Name: Robert

Middle Initial: L Last Name: Rose

Suffix:

Address Line 1: 7122 E Prairie Ridge Rd Address Line 2:

City: Prescott Valley State: ARIZONA

Zip Code: 86315 Phone:

Fax: Email: aa3rr@verizon.net

[Continue](#)

"As of today, (Date and time), you have been assigned FCC Registration Number (FRN): (A 10-digit number will be displayed). Please print this page for your records".

- Your FRN, and any others you might create for other people (e.g., Children), are automatically associated with your CORES Username and you will be known as the FRN Administrator.
- As the FRN Administer you can manage any FRN created using your Username (e.g., FRNs of family members (e.g., Children)).
- As the FRN Administer you are required to keep the FRN registrant's information, including your information, up to date.

7. Once you have an FRN, you can apply for an amateur radio license, or any other license granted by the FCC.